
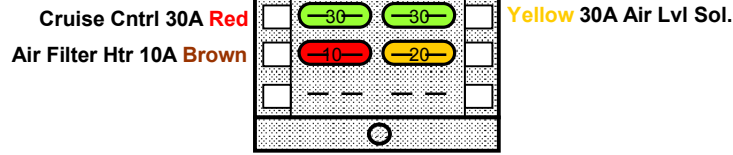
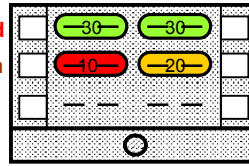


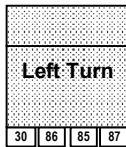
Rear Terminal Panel



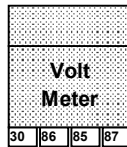
Ignition On TB



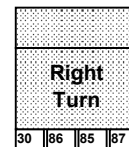
Ignition On
ATC Fuse Block




Left Turn



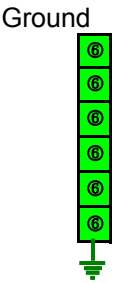
Volt Meter



Right Turn



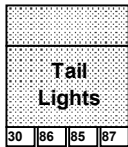
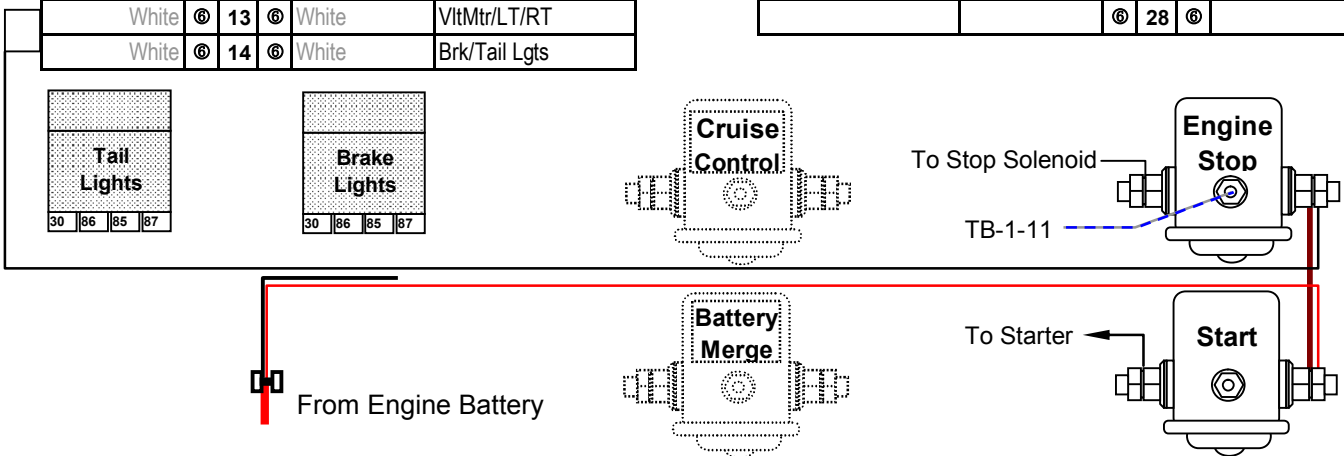
Wire Access



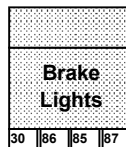
Ground

Inlet Wire	TB-1	Outlet Wire	To
Blue/red	01	Blue/red	Oil Pressure
Blue/black	02	Blue/black	Water Temperature
Green/black	03	Green/black	Transmission Temp.
Orange	04	Orange	Ignition Fuel Valve
Orange	05	White	Voltmeter
White/orange	06	White	Ignition ON TB
White/red	07	White/red	Cold Eng Quick Start
White/red	08	White/red	Tachometer
White/red	09	White/red	Tachometer
White/blue	10	White/blue	Speedometer S
White/green	11	White/green	Speedometer O
Gray/blue	12	Gray/blue	Engine Stop Relay
Orange/white	13	Orange/white	12V Air Compressor
White	14	White	VitMtr/LT/RT
White		White	Brk/Tail Lgts

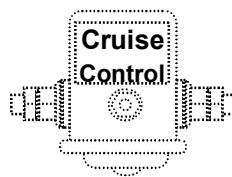
To	Outlet Wire	TB-2	Inlet Wire
Low Oil Press Ind	Grey/red	15	Grey/red
Start Solenoid Relay	Red/black	16	Red/black
Low Oil Indicator	Blue/yellow	17	Blue/yellow
Aux. Battery Power	Orange/black	18	Orange/black
Ign ON Fuse Block	Red/black	19	Red/black
Engine Oil Temp.	Black/white	20	Black/white
Tail & License	Green	21	Green
Right Rear Turn	Red	22	Red
Left Rear Turn	Black	23	Black
Brake/CHMSL	Yellow/blue	24	Yellow/blue
Backup Lights	Brown	25	Brown
Marker Lights	White	26	White
Jake Brake	Violet	27	Violet
		28	



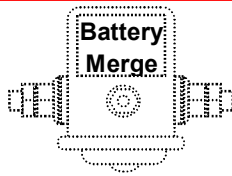
Tail Lights



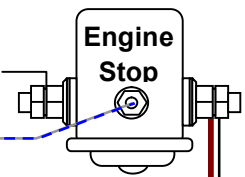
Brake Lights



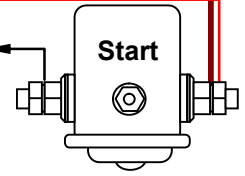
Cruise Control



Battery Merge



Engine Stop



Start